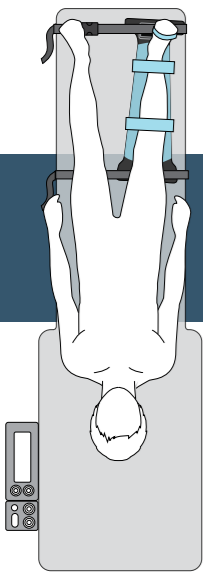


LOWER LEG SUPPORT


For optimised positioning and access.

LOWER LEG SUPPORT

For optimised positioning and access.



A complete, clinically engineered solution to assist with Peripheral Artery Disease Interventions.



The Lower Leg Support has been developed to gently immobilise the patient's leg during Fluoroscopy guided treatment of Critical Limb Ischemia. Clinician led, the ergonomic design optimally positions the leg for procedural requirements desired during lower limb interventions.

Resting on top of the table mattress, it can be firmly secured with two Table Straps that simply wrap around the cantilevered table and mattress, ensuring device security. The Table Straps are equipped with side release buckles allowing quick release and tensioning. The Lower Leg Support is compatible with most common table models and can be used with C-Arm imaging systems.



Set-up and patient positioning

The Lower Leg Support holds the foot comfortably in a slightly plantar flexed position and is endo/exo-rotation capable, providing multiple positioning options to facilitate imaging.

The reversible Footplate allows the product to be used for both the left and right foot, offering flexibility when considering procedural requirements. The Footplate can be removed entirely to enable distal artery access, ultrasound imaging and manipulation of the foot, should it be required during the procedure.



Carbon fibre composite has been used for its excellent radiolucency, durability and resistance to chemical attack from commonly used cleaning products. The Lower Leg Support is lightweight and easy to handle, providing a simple, repeatable, single-person set-up solution.



Key Features and Benefits

- Leg Immobilisation
- Pressure Management
- Soft Straps
- Reversible Footplate
- Removeable Footplate
- Radiolucent
- Patient Comfort
- Quick Placement and Set-Up

Specifications



 Lower Leg Support
1.0 kg

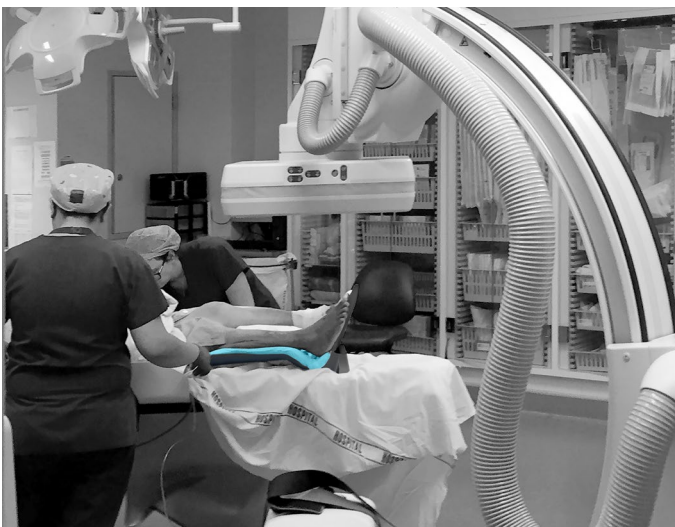
Contact us for further details
adeptmedical@adept.co.nz



Patient comfort

Adjustable foam Leg and Foot Straps are soft to the touch and provide gentle immobilisation for patients under conscious sedation.

The Carbon Fibre Leg Support is fitted with a clinically designed soft foam Leg Pad, offering pressure management for patients who often suffer from painful ulcerations.

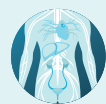


Applications

Interventional Radiology

- Fluoroscopy guided treatment for Peripheral Artery Disease

Fields you can use this device



Interventional
Radiology



Peripheral
Intervention



Manufacturer

Adept Medical Ltd
2-6 McDonald St,
Morningside
Auckland 1025, New Zealand